



Sustainable Production and Consumption in Latin America and the Caribbean



*UNEP/ROLAC - United Nations Environment Programme
- Regional Office for Latin America and the Caribbean*

*CETESB - Environmental Agency of São Paulo State,
Brazil*

CLEANER PRODUCTION AND SUSTAINABLE CONSUMPTION IN LATIN AMERICA AND THE CARIBBEAN

Managua, Aug'2005

CETESB (www.cetesb.sp.gov.br)

- Environmental protection agency of Sao Paulo state
 - São Paulo State
 - population: ~ 39.3 million people
 - area: ~ 250,000 km²
 - 645 municipal districts / cities
 - GDP: 32.5% of Brazil's GDP (~ US\$ 200 billion)
 - 42.6% of Brazil's industrial production
 - ~ 120,000 industries
- Environmental laws – pollution sources (control and licensing / permits) and environmental quality monitoring
- Headquarter + 35 subsidiaries / ~ 1.800 collaborators

CETESB

(www.cetesb.sp.gov.br)

- **Sustainable Production and Consumption (SPC)**
 - *Cleaner Production (CP)*
 - Signed the CP International Declaration (UNEP)
 - CP activities
 - pilot CP projects - some industry sectors (textile, bijouterie, ceramic)
 - reference guides (printing, bijouterie, citric juices, tanneries, breweries and soft drinks)
 - support to the control and licensing of companies
 - CP training (external and internal people)
 - organisation of the CP Roundtable of Sao Paulo
 - *Sustainable Consumption (SC):* Agenda 21 - Environment Secretariat of Sao Paulo - some programs: green purchasing, socio-enviro management, rational use of water

OBJECTIVE

TO PRESENT THE WORK

“CLEANER PRODUCTION AND SUSTAINABLE CONSUMPTION IN LATIN AMERICA AND THE CARIBBEAN - PERIOD 2000 TO 2003”

BY CETESB & UNEP/ROLAC - Nov'2004

A SUMMARY OF:

- **DEVELOPED ACTIONS**
- **ADVANCES AND BARRIERS**
- **CONCLUSIONS**
- **RECOMMENDATIONS**

Methodology

Questionary sent to several institutions – all countries in LA&C
follow-up / compilation / organization / analysis / reviews / final report

Contributing Countries

Argentina, Bolivia, Brazil, Chile, Colombia, Cuba, Ecuador, Guatemala, Honduras, Mexico, Nicaragua, Panama, Peru, Uruguay and Venezuela

96% of GDP and 92% of total population in LA&C

33 participant institutions: 54 % Gov. and 46% Non Gov.

Researched Sources

UNEP, UNIDO, UNDP, OPAS, ECLAC, FSC, ISO ...

LATIN AMERICA AND THE CARIBBEAN – CONTEXT

- 40 countries located between Mexico and South America's Southern Tip.
- Population ~ 550 million people (~ 8.5% globe); GDP ~ US\$ 2 trillion (2003)
- Treasuries: 30% of the global water reserves / 15% of the total area / the richest biodiversity in the world.

Challenges / Problems

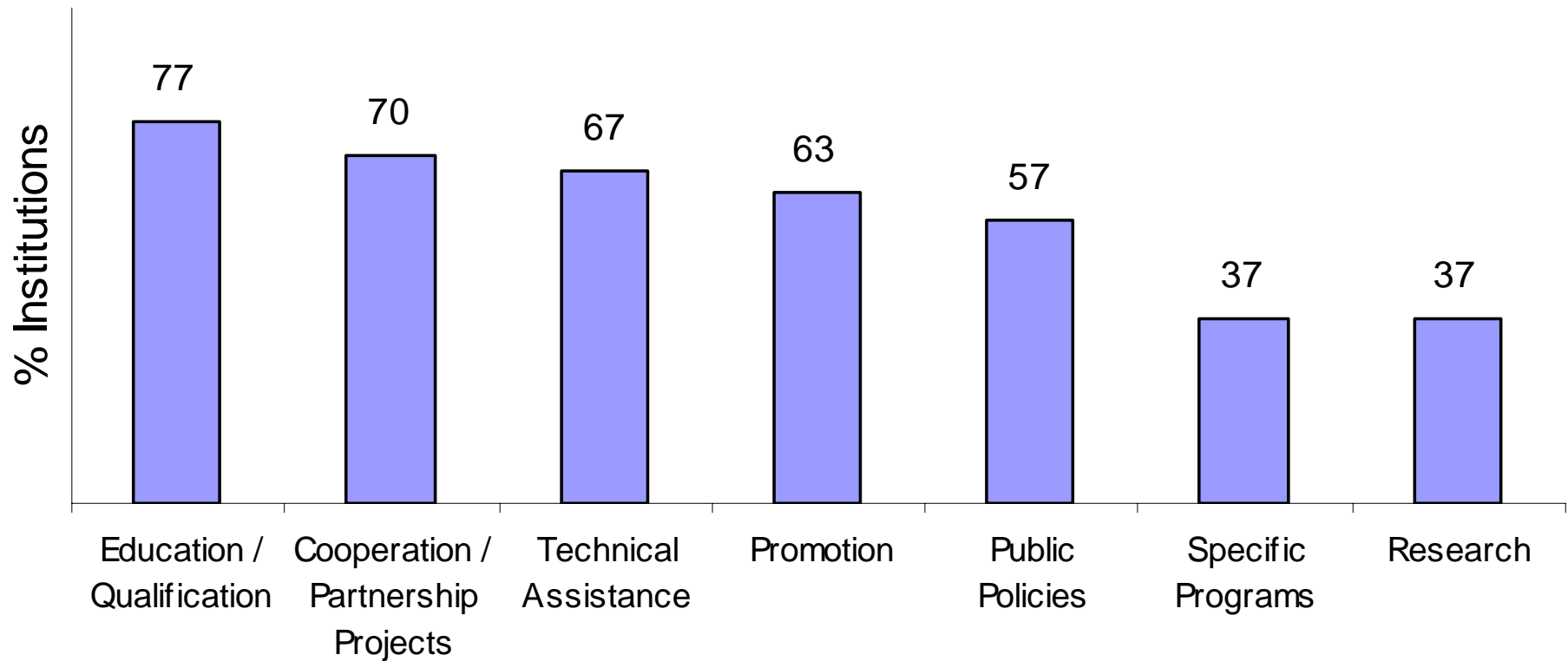
- Natural resources endangered (biodiversity, water, soil, air)
- Large economic and social inequality
- Economy - slow recovery process (modest growth)

PRINCIPAL CP INSTITUTIONS / INITIATIVES

- **20 institutions**
 - NCPCs - UNEP program
 - Info Centres of CP & SC - supported by UNEP
 - CP National Networks
 - CP Roundtables
 - Other - Governments, Technological Centres, Universities, Industrial Associations etc.

SOURCE: QUESTIONARIES REPLIED FROM INSTITUTIONS

INSTITUTIONAL CP CONTEXT Institutions X Activities



SOURCE: QUESTIONARIES REPLIED FROM INSTITUTIONS

EXAMPLES OF CP ACTIVITIES

- Partnership Projects (NCPCs, Industrial Associations)
- Assistance to the SMCs - technological improvement in segments of regional importance
- CP incorporation into legal instruments - National CP Policies, Environmental Permits (Licenses).
- CP Incorporation into the productive sector - efficient water use, solid waste minimisation, efficient energy use.

SOURCE: QUESTIONNAIRES REPLIED FROM INSTITUTIONS

ISO 14.001 CERTIFICATION

- 1998 : 178 enterprises
- 2003: 2.034 enterprises

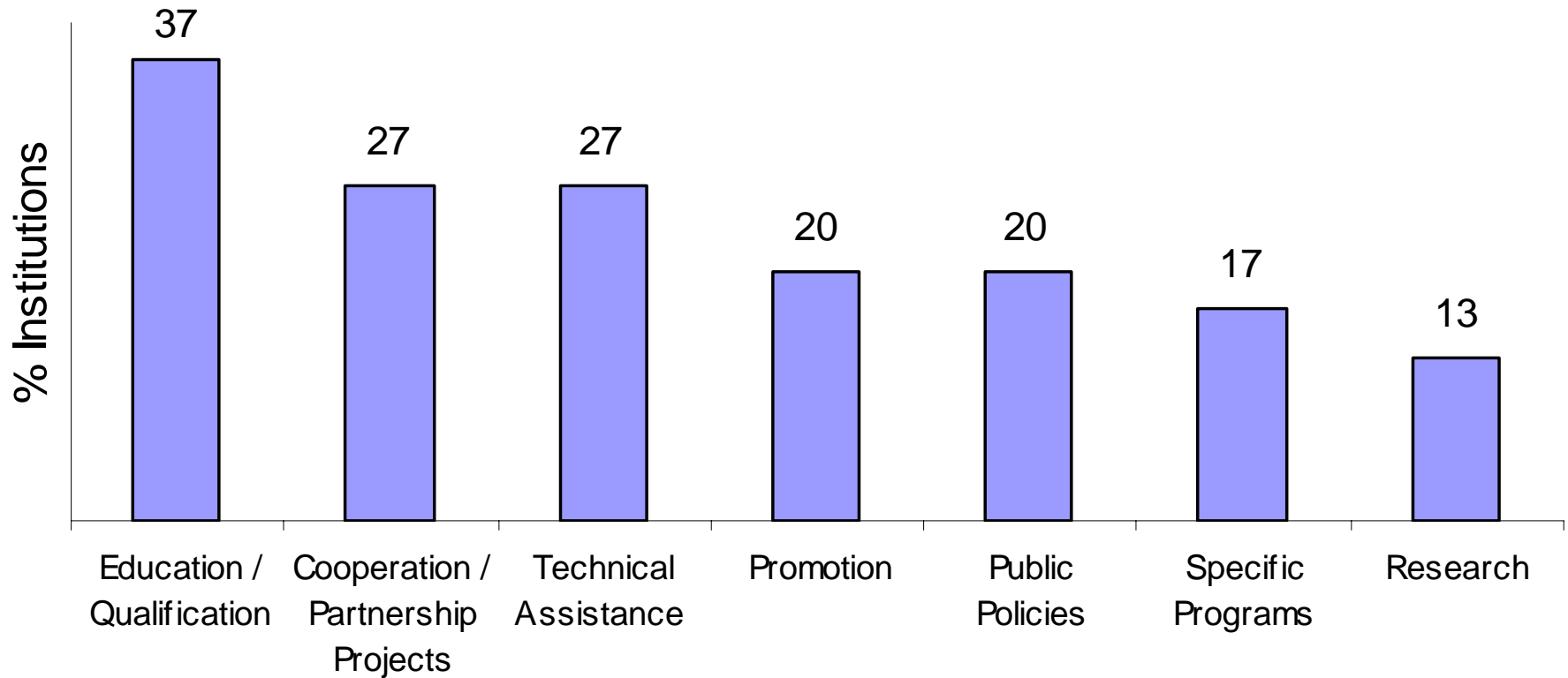
SOURCE: International Standardization Organization

PRINCIPAL SC INSTITUTIONS / INITIATIVES

- governments - environmental institutions; specific programs / policies / areas for sustainable development - Agenda 21 and other
- associations of consumers
- some businesses associations / initiatives

SOURCE: QUESTIONARIES REPLIED FROM INSTITUTIONS

INSTITUTIONAL SC CONTEXT Institutions X Activities



SOURCE: QUESTIONARIES REPLIED FROM INSTITUTIONS

EXAMPLES OF SC ACTIVITIES

- Programs for SC concept dissemination
- SC incorporation into environmental educative campaigns
- Corporate Social Responsibility
- Use of green label and environmental certification
- Green Purchasing

SOURCE: QUESTIONARIES REPLIED FROM INSTITUTIONS

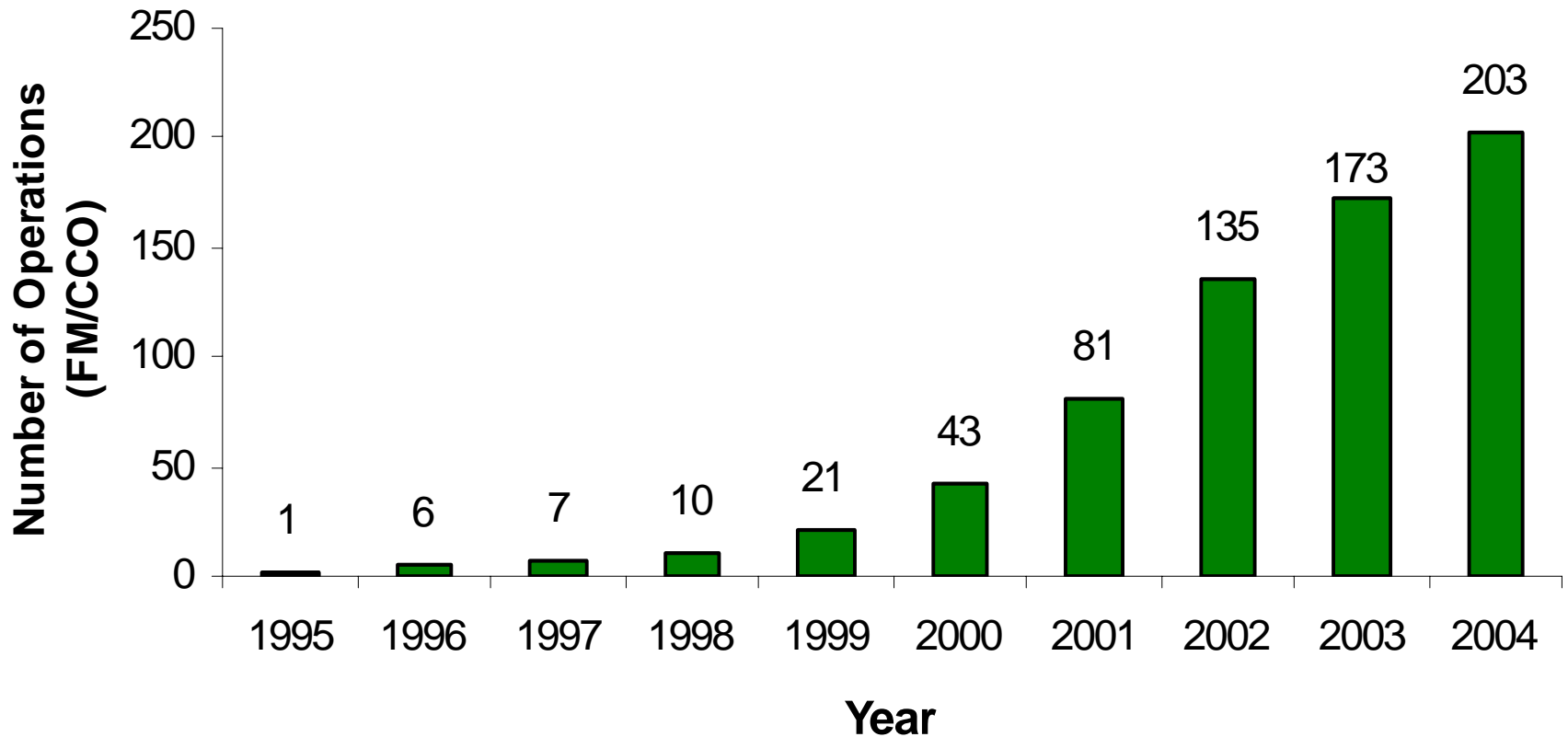
FOREST CERTIFICATION

- Total Area Certified in 2004: ~6 millions ha

- Trend towards forest certification growth

SOURCE: FSC - Forest Stewardship Council

FOREST CERTIFICATION IN BRAZIL



SOURCE: FSC - Forest Stewardship Council

LEGISLATION AND SPC

- **CP** – some countries:
 - National Policy: formulation / implementation
 - Environmental License: continuous improvement of environmental performance
- **SC** – some countries (less than CP – more discussion, less action)
 - environmental labelling / eco-labelling
 - Green Purchasing

SOURCE: QUESTIONARIES REPLIED FROM INSTITUTIONS

ECONOMIC / FINANCIAL INCENTIVES FOR SPC

- **CP** – some few countries:
 - lower or no import taxes for clean techs
 - funds for renewable energies / CP
 - lower taxes for cleaner fuels

(preferentially for SMEs)

CONCLUSIONS

- **CP > SC** (spreading of concept and practices in LA&C)
- **CP - TREND TOWARDS INCREASED ACTIONS**, due to
 - Need for competitiveness increase
 - Engagement on partnerships (NCPCs + other actors)
 - Advances in implementation of the Public Policies
- **SC - ACTIONS AT AN INITIAL STAGE** - personnel qualification and awareness of the community.

BARRIERS AND RECOMMENDATIONS TO SPC ACTIONS

<i>BARRIERS</i>	<i>RECOMMENDATIONS</i>
Difficulty of SMEs to implement CP actions	To establish and implement specific strategies
Difficulty to assess environmental profits	To improve environmental assessment levels
Lack of human and financial resources	To increase integration of actors - capacitation including the financial sector
Lack of awareness about SPC	<p>To incorporate SPC into public policies</p> <p>To increase and improve dissemination of successful experiences about SPC</p> <p>To incorporate Green Purchasing programs</p> <p>To promote the use of environmental label</p>
High social and economic inequalities and poor environmental education (amount / quality)	<p>To establish and implement policies for inequality reduction</p> <p>To increase and improve basic environmental education</p>

FULL REPORT

Available in

<http://www.rolac.unep.mx/industria/esp/publica/publica.htm>

- Go to the topic **“Producción Limpia”** (Clean Production)
- Pick the document

"La Producción + Limpia y el Consumo Sustentables en América Latina y el Caribe" (pdf, in Spanish).

THANK YOU!!!